

Dear Member

Please follow these steps to create/renew your account and renew your family membership.

Please note, we have made sure that your first name, last name, mobile and email supplied are the exact match to your membership purchase. Please make sure these match when following these steps

## Create Member Portal Account

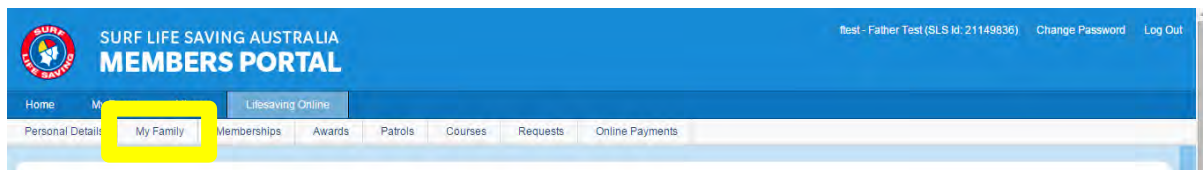
1. Go to [portal.sls.com.au](http://portal.sls.com.au)
2. Login with account details.

## Renew Family Membership

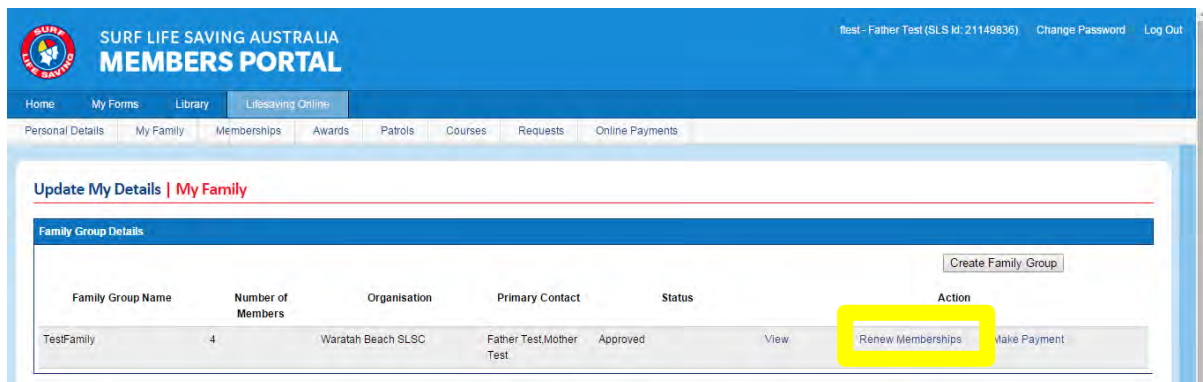
1. Select the Lifesaving Online Tab



2. Choose the "My Family" Sub Tab



3. Click the "Renew Membership"



## 4. Select Members, Accept Terms and Submit

Home My Forms Library Lifesaving Online

Personal Details My Family Memberships Awards Patrols Courses Requests Online Payments

[Update My Details](#) | [My Family](#)

**Family Group Membership Renewal**

Family Group Name: TestFamily  
Family Group Organisation: Waratah Beach SLSC  
Season: 2015/2016

**Family Group Details**

ID	First Name	Last Name	DOB	Members	Status	Membership Category	Season
<input checked="" type="checkbox"/>	5679223	Daughter	Test	01/08/2005	Active	Probationary	2014
<input checked="" type="checkbox"/>	5679222	Son	Test	2000	Active	Probationary	2014
<input checked="" type="checkbox"/>	5679219	Mother	T	01/08/1978	Act	Probationary	2014
<input checked="" type="checkbox"/>	5679217	Father	T	01/08/1977	Act	Associate	2014

I have read all members of Family Group membership Declaration. To view Declaration [click here](#)

Tick all the members of the family to update them

Tick to accept the terms and conditions of membership (this must be done to allow the submit button to work)

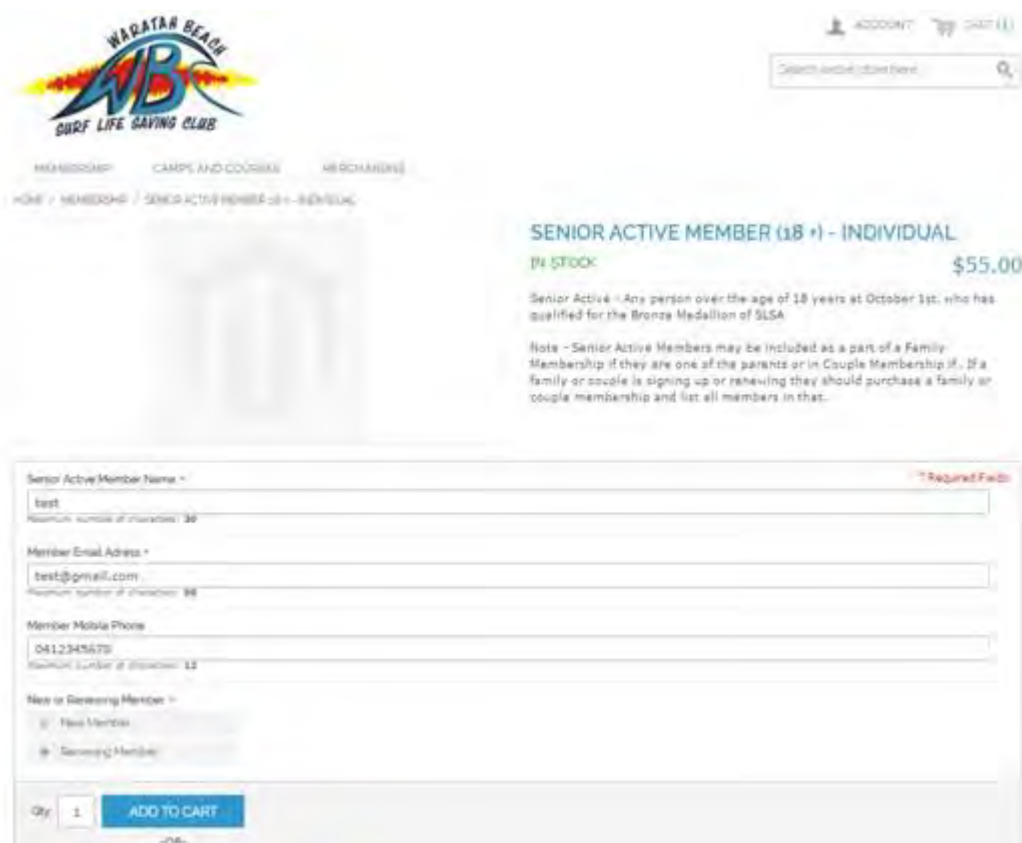
## 5. You're Done! You can log out or have a look around

# Payment for Membership

1. Visit <http://www.waratahbeach.com.au/shoponline/membership.html> find membership type and add to cart.




2. Once added to cart, fill in Name, Phone Number, Email and whether or not you are a returning member, then click add to cart.



3. Fill in state and postcode, check all details and then proceed to checkout.

The screenshot shows the Waratah Beach Surf Life Saving Club website. At the top left is the logo with the text "WARATAH BEACH" and "SURF LIFE SAVING CLUB". To the right are links for "ACCOUNT" and "CART (1)", and a search bar with the text "Search entire store here...". Below the logo are navigation links: "MEMBERSHIP", "CAMPS AND COURSES", and "MERCHANDISE".

The main content area is titled "SHOPPING CART" and features a table with the following items:

PRODUCT	PRICE	QTY	SUBTOTAL
 <b>SENIOR ACTIVE MEMBER (18 +) - INDIVIDUAL</b> <small>SKU: MEMASR</small> <i>Senior Active Member Name:</i> test <i>Member Email Address:</i> test@gmail.com <i>Member Mobile Phone:</i> 0412045678 <i>New or Renewing Member:</i> Renewing Member	\$55.00	1	\$55.00

Below the table are links: "EMPTY CART", "UPDATE SHOPPING CART", and "CONTINUE SHOPPING".

On the right side of the cart, there is a "DISCOUNT CODES" section with an input field and an "APPLY" button. Below that is the "ESTIMATE SHIPPING AND TAX" section with dropdown menus for "COUNTRY" (set to Australia), "STATE/PROVINCE", and "ZIP", and an "ESTIMATE" button.

At the bottom right, a summary box shows: "SUBTOTAL \$55.00", "GRAND TOTAL EXCL. TAX \$55.00", and "GRAND TOTAL INCL. TAX \$55.00". A "PROCEED TO CHECKOUT" button is located below the summary.

At the bottom of the page, there are "QUICK LINKS" (SITE MAP, SEARCH TERMS, ADVANCED SEARCH), "ACCOUNT" (MY ACCOUNT, ORDERS AND RETURNS), and a "NEWSLETTER" section with an input field and a "SUBSCRIBE" button.

At the very bottom, a small copyright notice reads: "© 2015 Waratah Beach SLSC. All Rights Reserved."

4. Fill out checkout details and payment information and then you are renewed for the 2016/17 season 😊